




Andrea
We Garnish The Architect



THE NEW FRONTIERS OF SMART MARBLE FROM INDIA

FEEL






CONNECTING THE VALUE OF SLAB

Legacy	Elevating classic style for today's Homeowner.	
New Lifestyle		
Leading edge design and innovation.	Heritage	
Modernist		

FEEL

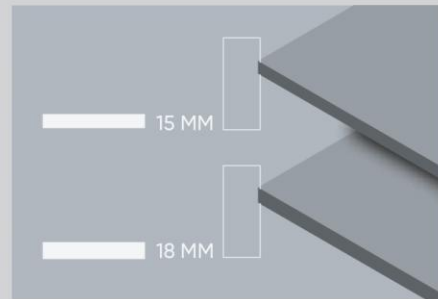
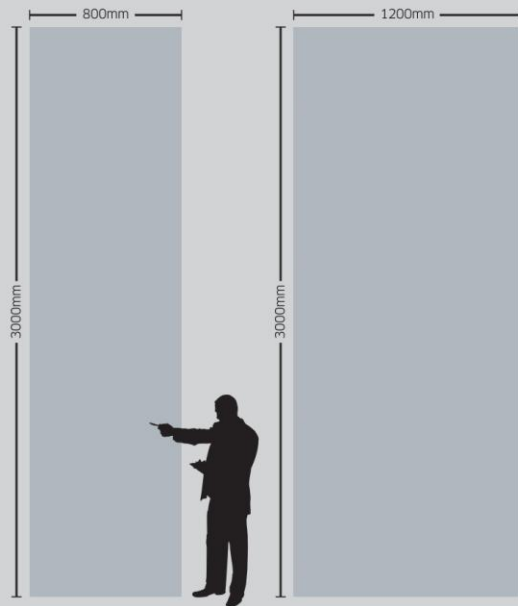
CONTINUA+ LAMGEE SYSTEMS *Lamina*

CONTINUA+ is the most efficient, highest-productivity technology for the accurately managed manufacture of ceramic slabs and tiles, also producible with traditional bodies. The slabs are, in fact, formed without using a traditional press or mould, ensuring maximum flexibility in terms of size and thickness.



CONTINUA+ seamlessly integrates the powder forming phase and subsequent digital decoration. The key strengths of this exclusive process are high quality texturing and unrivalled surface shine.

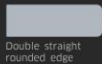
PRODUCT
Formats



The thicknesses are one of the most important elements characterizing ibis. It is unique in providing 2 different thicknesses to its public.

15 and 18 mm is set aside for the most demanding product applications such as kitchen countertops.

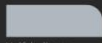
EDGE Profiles



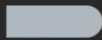
Double straight rounded edge



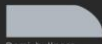
Rounded straight edge



Half bullnose



Full bullnose



Demi bullnose



Micro bevel



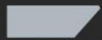
Straight squared edge



Double straight squared edge



Rounded edge at 45°



Squared edge at 45°

Giving a nice trim to the edges of the tiles adds to its beauty.

As these tiles are of the good thickness of 15mm & 18mm, it is possible to shape its edges in different styles and create aesthetically rich countertops for your space.

JOINT POSSIBILITIES



Birds beak




45° corner



Soft corner





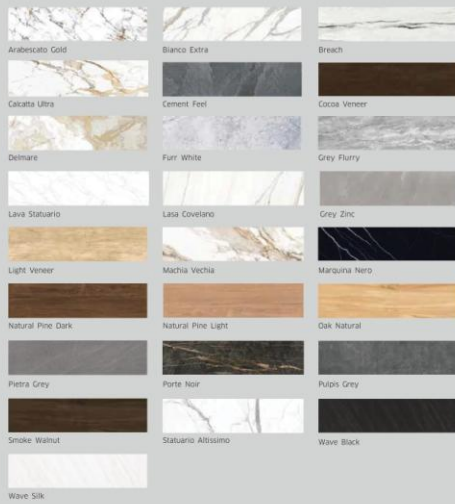
Our collections offer professional-grade performance while seamlessly blending the latest innovations with a premium design aesthetic that is crafted with authentic, high-quality materials.

The Functionality of
The Residential Kitchen

Elevating Classic Style
for Today's Homeowner

Leading Edge Design
and Innovation

PRODUCT
Range |



FEEL

PRODUCT
Finishes

FEEL

A matte finish with a light layer of enamel for subtle shine and a pleasantly soft touch. Surface finish which is easy to clean.

CLAS STONE

Gloss is an optical property which indicates how well a surface reflects light in a specular (mirror-like) direction.



FEEL

APPLICATION Areas

KITCHEN COUNTERTOP



DINING TABLE



LIVING ROOM



FURNITURE



STAIRCASE



OFFICE TABLE



TABLE TOP



DOOR / WINDOW
FRAME



FEEL

TECHNICAL Features

LIGHTWEIGHT



WATERPROOF



RESISTANT TO SCRATCHES



RESISTANT TO HIGH
TEMPERATURES



EASY TO CLEAN



RESISTANT TO BENDING



100% NATURAL



RECYCLABLE



HYGIENIC



RESISTANT TO UV RAYS



FEEL



ARABESCATO GOLD



1200x3000 MM



800x3000 MM (2 RANDOM)

ARABESCATO GOLD


FINISH
FEEL

THICKNESS
15&18mm


FEEL



BIANCO EXTRA



1200x3000 MM



800x3000 MM (2 RANDOM)

BIANCO EXTRA

FINISH
FEEL

THICKNESS
15&18mm

FEEL



1200x3000 MM



800x3000 MM (2 RANDOM)

The work of art is already within the block of marble. I just chop off whatever isn't needed.



BREACH


FINISH
FEEL

THICKNESS
15&18mm

FEEL



CALCATA ULTRA



1200x3000 MM



800x3000 MM (3 RANDOM)

CALCATA ULTRA

FINISH
FEEL

THICKNESS
15&18mm

FEEL
IBIS



DELMARE



1200x3000 MM



800x3000 MM (3 RANDOM)

DELMARE

FINISH
FEEL

THICKNESS
15&18mm

FEEL



1200x3000 MM



800x3000 MM (2 RANDOM)

FURR WHITE

FINISH
FEEL

THICKNESS
15&18mm

FEEL



1200x3000 MM



800x3000 MM (2 RANDOM)

LASA COVELANO

FINISH
FEEL

THICKNESS
15&18mm


FEEL



MACHIA VECHIA



1200x3000 MM



800x3000 MM (3 RANDOM)

MACHIA VECHIA

FINISH
FEEL

THICKNESS
15&18mm


FEEL



STATUARIO ALTISSIMO



1200x3000 MM



800x3000 MM (2 RANDOM)

STATUARIO ALTISSIMO


FINISH
FEEL

THICKNESS
15&18mm

FEEL



1200x3000 MM



800x3000 MM (3 RANDOM)

WAVE SILK


FINISH
FEEL

THICKNESS
15&18mm


FEEL



LAVA STATUARIO



1200x3000 MM



800x3000 MM (2 RANDOM)

LAVA STATUARIO

FINISH
FEEL

THICKNESS
15&18mm

FEEL



GREY FLURRY



1200x3000 MM



800x3000 MM (3 RANDOM)

GREY FLURRY

FINISH
FEEI

THICKNESS
15&18mm

FEEL



DOVE GREY

GREY ZINC



1200x3000 MM



800x3000 MM (2 RANDOM)

GREY ZINC

FINISH
FEEI

THICKNESS
15&18mm

FEEL



1200x3000 MM



800x3000 MM

CEMENT FEEL

FINISH
FEEL

THICKNESS
15&18mm

FEEL



1200x3000 MM



800x3000 MM (2 RANDOM)

DOVE GREY

FINISH
FEEL

THICKNESS
15&18mm

FEEL



PIETRA GREY



1200x3000 MM



800x3000 MM (3 RANDOM)

PIETRA GREY

FINISH
FEEL

THICKNESS
15&18mm

FEEL



1200x3000 MM



800x3000 MM

COCOA VENEER

FINISH
FEEL

THICKNESS
15&18mm

FEEL



SMOKE WALNUT

LIGHT VENEER



1200x3000 MM



800x3000 MM (2 RANDOM)

LIGHT VENEER

FINISH
FEEI

THICKNESS
15&18mm

FEEL



1200x3000 MM



800x3000 MM

NATURAL PINE DARK

FINISH
FEEI

The most seductive ways to
enhance the beauty.



THICKNESS
15&18mm

FEEL



1200x3000 MM



800x3000 MM

NATURAL PINE LIGHT

FINISH
FEEI

THICKNESS
15&18mm

FEEL



1200x3000 MM



800x3000 MM (2 RANDOM)

SMOKE WALNUT

FINISH
FEEI

THICKNESS
15&18mm

FEEL



1200x3000 MM




800x3000 MM (2 RANDOM)

OAK NATURAL


FINISH
FEEI

THICKNESS
15&18mm

FEEL



1200x3000 MM



800x3000 MM (2 RANDOM)

MARQUINA NERO

FINISH
FEEI

THICKNESS
15&18mm

FEEL



PORTE NOIR



1200x3000 MM



800x3000 MM (2 RANDOM)

PORTE NOIR

FINISH
FEEI

THICKNESS
15&18mm


FEEL



WAVE BLACK



1200x3000 MM




800x3000 MM (3 RANDOM)

WAVE BLACK

FINISH
FEEI

THICKNESS
15&18mm


FEEL



METAL BLACK



1200x3000 MM



800x3000 MM (2 RANDOM)

METAL BLACK

FINISH
FEEI

THICKNESS
15&18mm

FEEL

